

NIGHT-SKY LETTER TO FAMILY

.....

Dear Family,

We have been observing the day sky. Now it is time for us to study the night sky. Since we aren't in school at night, this must be a homework assignment. As a bridge to what we have been studying in class, we have asked students to make observations of the night sky at home.

To make night-sky observations, take your child outside at about the same time each evening (when it's dark) and observe the sky. Take a few minutes to enjoy the night sky together. Discuss what you see. For example, if it's cloudy, you won't see anything but clouds. If it's clear, you will see stars (you might want to point out a constellation or two), planets (points of light that appear larger and brighter than stars), and the Moon (if it is visible). Discuss the changes in the night sky from night to night, especially the changing appearance of the Moon and where you see it in the sky. (If you don't see the Moon during the night, you might look for it during the day. You can check your local newspaper or the Internet to find out when it rises.)

Have your child record his or her observations on the *Night-Sky Home Log* (attached) for 5 nights. Have your child write a few sentences about what he or she observed and draw a picture to show what the Moon looks like.

Have fun learning!


Sample Night-Sky

Monday, February 28 6:10 p.m.

Date and time

Half of the Moon is bright (the right side).

The sky is clear. I can see stars.




NIGHT-SKY HOME LOG


Name _____




Date and time



Date and time



Date and time



Date and time

