





























I Can Write a Rhythm

This activity can be used by all grades. The type of notes you can use will vary by grade.

















Each box represents one beat. The four boxes in each row should equal 4 beats.

I would like to play my rhythms on:



Grade	Notes To Use						Rests to Use
K							
1							
2							
3							
4							
5							

Below is an example of a 4 beat line for each grade

K				
1				
2				
3				
4				
5	