




Unplugged

Name: _____

Date: _____

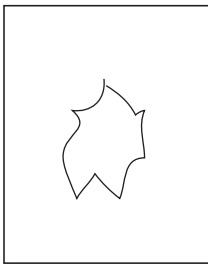
Real-Life Algorithms

Paper Airplane Worksheet

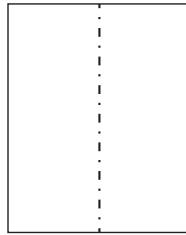


You can use algorithms to help describe things that people do every day. In this activity, we will create an algorithm to help each other make paper airplanes.

Cut out the steps of making an airplane below. Glue the six the correct steps, in order, onto a separate piece of paper. Trade your finished algorithm with another person or group and let them use it to make an actual flying model paper plane!



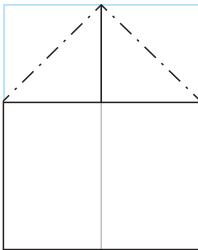
**CUT CENTER OUT OF
PAPER**




**CREASE PAPER
DOWN THE CENTER**



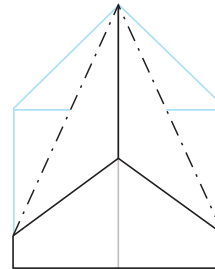
CRUMBLE PAPER



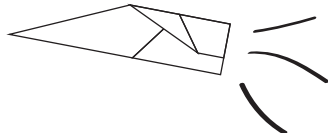
**FOLD TOP CORNERS
TO CENTER**



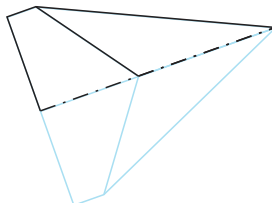
**RIP CORNER OFF
PAPER**



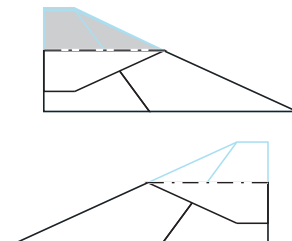
**FOLD CORNER SIDES
TO CENTER**



TOSS FINISHED PLANE



**FOLD PAPER
IN HALF AGAIN**



PULL SIDES DOWN