



Seesaw: Adding a Video

1) Press on 


2.) Press on 

3.) Record video by pressing on 

4.) Press  when you are finished recording.

5.) Press on 

6.) Press on  to review your recording.

7.) Press on  to submit to your teacher.