

DAY 3

THEME:
SPORTS/GAMES

✓ ACTIVITY	PAGE(S)
Art	41
Music	42
Wellness	43
Language Arts Reading	44-51
Language Arts Vocabulary	52-54
Math	55-56
Science	57
Social Studies	58
Second Step	59

Learning Activity:

Art

Create a pair of matching mittens.

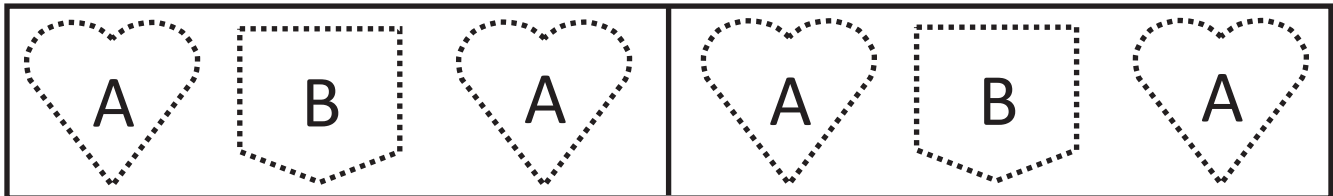


Learning Activity:

Music

Let's Create an A-B-A Pattern

To Do: Trace the A-B-A pattern




To Do: Trace the A-B-A pattern, then finish the pattern



To Do: Create your own A-B-A pattern



To Do: Create your own A-B-A pattern



Learning Activity:

Wellness

Overhand Throwing

Have fun and stay safe!

Use a rolled up sock, stuffed animal, soft ball, or anything that can be safely underhand tossed.

Use a door, wall, pillow, or anything that can safely be your target.

Practice overhand throwing for 5 minutes.

Critical Elements for Throwing:

-Side to target

-Arm back at shoulder height, elbow bent

-Step with opposite foot

-Follow through to target

Challenges:

How many in a row can you get to the target?

Step back after 5 successful throws.

Physical Education Standard 1:

The physically literate individual demonstrates competency in a variety of motor skills and movement patterns.

Congratulations!

You did it!!!

Grades:: 2-3



Read the following story and answer the questions on the next page.

Little League Champs

The Travistown Tigers became Little League regional champions this past Saturday. They won their final game in a showdown against the Harrisburg Hawks with a final score of 7-6.

“I’ve never seen anything like it. It was a one-in-a-million finish!” said Martha Nessbaum, proud grandmother of Tigers’ pitcher, Casey Nessbaum.

When asked to describe the win, Tigers teammates had the following to say:

“At first I thought it’d be an easy win,” said Casey Nessbaum. “I’d pitched two no-hit innings. We were ahead three to zero. But I couldn’t keep it up. In the fourth inning I threw some pitches that should’ve been strikes. I walked two players. Then the Hawks hit a home run and we were tied three to three.”

Second baseman Tyler Martin made the winning run. When asked about it he said, “We’d been neck and neck for the second half of the game. In the bottom of the ninth we were tied with two outs. There weren’t any players on base. It was my turn to hit. Coach Martin was beside me in the dugout. He gave me some pointers. Then I ran out to home plate. The whole team was depending on me. Boy, was I nervous! Maybe that’s why my first two swings were strikes. I knew if I struck out, there was a chance we wouldn’t win.” Tyler Martin’s next swing was the home run that brought the Tigers to victory.

Coach Eric Daly said, “I couldn’t be happier. I’m so proud of all the players.”

When asked if they’d return to win next year’s championship, Tigers players said, “You bet we will!”

1. Using the context clues, circle the correct meaning for the word “*champions*”:
 - a) To fight for a cause
 - b) knights who fight for the king
 - c) a group of people who have defeated all rivals

2. Using the context clues, circle the correct meaning for the word “*victory*”:
 - a) succeed, win
 - b) to lose
 - c) a wreath

Learning Activity:
Language Arts Reading



Read the following story and answer the questions on the next page.

Little League Champs

The Travistown Tigers became Little League regional champions this past Saturday. They won their final game in a showdown against the Harrisburg Hawks with a final score of 7-6.

“I’ve never seen anything like it. It was a one-in-a-million finish!” said Martha Nessbaum, proud grandmother of Tigers’ pitcher, Casey Nessbaum.

When asked to describe the win, Tigers teammates had the following to say:

“At first I thought it’d be an easy win,” said Casey Nessbaum. “I’d pitched two no-hit innings. We were ahead three to zero. But I couldn’t keep it up. In the fourth inning I threw some pitches that should’ve been strikes. I walked two players. Then the Hawks hit a home run and we were tied three to three.”

Second baseman Tyler Martin made the winning run. When asked about it he said, “We’d been neck and neck for the second half of the game. In the bottom of the ninth we were tied with two outs. There weren’t any players on base. It was my turn to hit. Coach Martin was beside me in the dugout. He gave me some pointers. Then I ran out to home plate. The whole team was depending on me. Boy, was I nervous! Maybe that’s why my first two swings were strikes. I knew if I struck out, there was a chance we wouldn’t win.” Tyler Martin’s next swing was the home run that brought the Tigers to victory.

Coach Eric Daly said, “I couldn’t be happier. I’m so proud of all the players.”

When asked if they’d return to win next year’s championship, Tigers players said, “You bet we will!”

1. Find “*champions*” in the story. Underline the context clues that help you determine the meaning of “*champions*”.

2. Using the context clues, what does the word “*champions*” mean?

3. Find “*victory*” in the story. Underline the context clues that help you determine the meaning of “*victory*”.

4. Using the context clues, what does the word “*victory*” mean?



Read the following story and answer the questions on the next page.

Little League Champs

The Travistown Tigers became Little League regional champions this past Saturday. They won their final game in a showdown against the Harrisburg Hawks with a final score of 7-6.

“I’ve never seen anything like it. It was a one-in-a-million finish!” said Martha Nessbaum, proud grandmother of Tigers’ pitcher, Casey Nessbaum.

When asked to describe the win, Tigers teammates had the following to say:

“At first I thought it’d be an easy win,” said Casey Nessbaum. “I’d pitched two no-hit innings. We were ahead three to zero. But I couldn’t keep it up. In the fourth inning I threw some pitches that should’ve been strikes. I walked two players. Then the Hawks hit a home run and we were tied three to three.”

Second baseman Tyler Martin made the winning run. When asked about it he said, “We’d been neck and neck for the second half of the game. In the bottom of the ninth we were tied with two outs. There weren’t any players on base. It was my turn to hit. Coach Martin was beside me in the dugout. He gave me some pointers. Then I ran out to home plate. The whole team was depending on me. Boy, was I nervous! Maybe that’s why my first two swings were strikes. I knew if I struck out, there was a chance we wouldn’t win.” Tyler Martin’s next swing was the home run that brought the Tigers to victory.

Coach Eric Daly said, “I couldn’t be happier. I’m so proud of all the players.”

When asked if they’d return to win next year’s championship, Tigers players said, “You bet we will!”

1. Find “*showdown*” in the story. Underline the context clues that help you determine the meaning.

2. Using the context clues, what does “*showdown*” mean?

3. Find “*victory*” in the story. Underline the context clues that help you determine the meaning of present.

4. Using the context clues, what does “*victory*” mean?



Read the following story and answer the questions on the next page.

Little League Champs

The Travistown Tigers became Little League regional champions this past Saturday. They won their final game in a showdown against the Harrisburg Hawks with a final score of 7-6.

“I’ve never seen anything like it. It was a one-in-a-million finish!” said Martha Nessbaum, proud grandmother of Tigers’ pitcher, Casey Nessbaum.

When asked to describe the win, Tigers teammates had the following to say:

“At first I thought it’d be an easy win,” said Casey Nessbaum. “I’d pitched two no-hit innings. We were ahead three to zero. But I couldn’t keep it up. In the fourth inning I threw some pitches that should’ve been strikes. I walked two players. Then the Hawks hit a home run and we were tied three to three.”

Second baseman Tyler Martin made the winning run. When asked about it he said, “We’d been neck and neck for the second half of the game. In the bottom of the ninth we were tied with two outs. There weren’t any players on base. It was my turn to hit. Coach Martin was beside me in the dugout. He gave me some pointers. Then I ran out to home plate. The whole team was depending on me. Boy, was I nervous! Maybe that’s why my first two swings were strikes. I knew if I struck out, there was a chance we wouldn’t win.” Tyler Martin’s next swing was the home run that brought the Tigers to victory.

Coach Eric Daly said, “I couldn’t be happier. I’m so proud of all the players.”

When asked if they’d return to win next year’s championship, Tigers players said, “You bet we will!”

1. Find "showdown" in the story. Underline the context clues that help you determine the meaning.

2. Using the context clues, what does "showdown" mean?

3. Now write your own sentence using the word "showdown". Make sure to include context clues.

4. Find "victory" in the story. Underline the context clues that help you determine the meaning of present.

5. Using the context clues, what does "victory" mean?

6. Now write your own sentence using the word "victory". Make sure to include context clues.

Learning Activity:

Language Arts Vocabulary



Rules for Capitalizing Titles

1. Always capitalize the first and last words of the title
2. Always capitalize nouns, verbs, adjectives, pronouns, and adverbs.
3. Always capitalize other words in the title that are more than four letters long.

Use 3 lines to underline the words that need to be capitalized in the following book titles.

1. would you rather? gamers edition
2. safe at home: a comeback kids novel
3. individual sports of the summer games
4. stink and the ultimate thumb-wrestling smackdown
5. balance beam boss

Learning Activity: Language Arts Vocabulary



Rules for Capitalizing Titles

1. Always capitalize the first and last words of the title
2. Always capitalize nouns, verbs, adjectives, pronouns, and adverbs.
3. Always capitalize other words in the title that are more than four letters long.

Rewrite each of the following book titles with the correct words capitalized.

1. would you rather? gamer's edition

2. individual sports of the summer games

3. safe at home: a comeback kids novel

4. stink and the ultimate thumb-wrestling smackdown

5. balance beam boss

Learning Activity: Language Arts Vocabulary



Rules for Capitalizing Titles

1. Always capitalize the first and last words of the title
2. Always capitalize nouns, verbs, adjectives, pronouns, and adverbs.
3. Always capitalize other words in the title that are more than four letters long.

Rewrite each of the following book titles with the correct words capitalized.

1. would you rather? gamer's edition

2. individual sports of the summer games

3. safe at home: a comeback kids novel

4. stink and the ultimate thumb-wrestling smackdown

5. balance beam boss

Now come up with 3 of your own book titles about weather and capitalize them correctly.

- 1.





- 2.

- 3.

Learning Activity: Math



Answer each question below. Write an addition or multiplication equation to show how you figured it out.

Picture	Answer the question.	Write your equation here.
example 	There is 1 cat. How many <i>eyes</i> ?	
1 	There are 10 cats. How many <i>eyes</i> ?	
2 	There are 6 cats. How many <i>ears</i> ?	
3 	There are 3 cats. How many <i>whiskers</i> ?	

Learning Activity:
Math



1 Solve the subtraction problems. Show all your work.

a $67 - 28$	b $83 - 37$	c $92 - 54$
--------------------	--------------------	--------------------

2 Mr. Jones needs 126 pieces of construction paper to do an art project with his students. All he has is a full pack with 50 sheets of paper and an open pack with some more sheets. How many more pieces of paper does he need to borrow from the teacher next door?

a Choose the information that will help you solve the problem.

- There are 24 students in the class.
- The open pack has 17 sheets of paper.
- Packs of construction paper cost \$3 each.
- He has 32 pencils.

b Solve the problem. Show all your work. Write your answer on the line at the bottom of the page.

Mr. Jones needs to borrow _____ more sheets of paper.

Learning Activity:
Science

Noticing Nature

Imagine taking a nature walk today. Write and draw what you would see.

<p>Weather Describe the weather today. What is the temperature? Is it sunny or cloudy?</p> <hr/> <hr/> <hr/>	<p>Plants Describe the plants. What plants would you be able to see? What color are they? What size?</p> <hr/> <hr/> <hr/>
<p>Animals Describe the animals. What would you see? What do they look like? What are they doing?</p> <hr/> <hr/> <hr/>	<p>Sounds Describe the sounds. What might you hear? Where are they coming from?</p> <hr/> <hr/> <hr/>

Learning Activity:

Social Studies

Financial Literacy

Businesses are essential for a healthy community. Business produce and sell goods and services that improve the lives of everyone in the community.

Imagine you are opening a store. Fill in the spaces on the store below, then answer the questions.

Write your store's name below.

OPEN

Draw what you would sell in the window above.

1. Why did you name your store what you did?

2. What will you sell in your store?

3. What job would you like to do in your store?

4. What hours would you have your store open?

Learning Activity: Second Step

PRINT

Grade 3, Unit 2 Lesson 9: Showing Compassion

Home Link



What Is My Child Learning?

Your child is learning that people can show their compassion for others by saying something kind or doing something helpful.

Why Is It Important?

Learning how to show compassion for others helps children take action on their feelings of empathy.

Ask your child: How do you show compassion for others at school?

Read Together

When you have empathy for others, you can say or do many things to show your care and concern. Showing care or concern for others is called *compassion*.

Saying something kind or doing something helpful for others are examples of showing compassion. Showing compassion for others makes a difference. Compassion counts!

Practice Together: Helping Hands

People in your community need your help!

1. Read the scenario out loud together.
2. Decide together what you can say or do to show your compassion.
3. Write down your ideas, then act them out with each other!

Scenario	Compassionate Act(s)
You see your neighbor unloading bags and bags of heavy groceries.	
Your sister scraped her knee on the sidewalk, and she's crying.	
You see a kindergartner slip and fall down in front of you on the way to school.	
Your friend is sitting next to his favorite toy, and it's broken.	
Your mom is setting the table for dinner, and your little brother needs help tying his shoes.	